

People

The total population of Randolph County is 24,587. The median age is 41.82

24,587

Total Population



49.11%

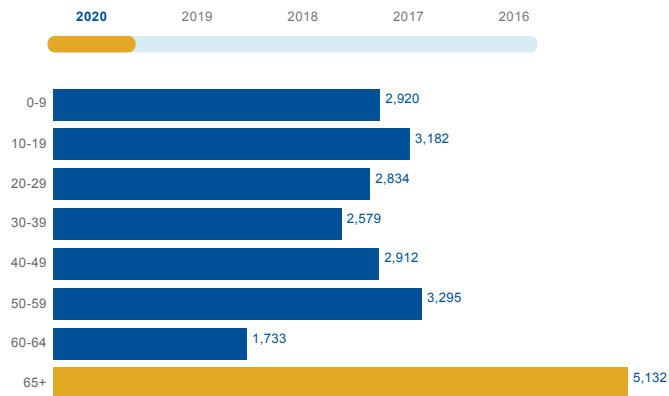
Male



50.89%

Female

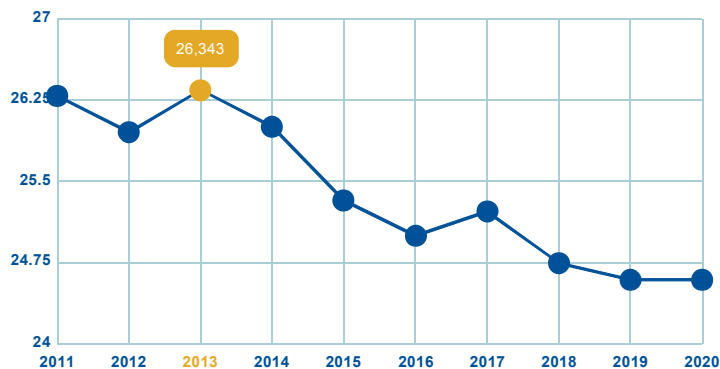
Age Distribution



Median Age

42

Population Growth (in thousands)



Educational Attainment

23.41% of the population in Randolph County have an Associate's degree or higher. 87.24% have a high school degree or higher.



< Grade 9
3.69%



Grade 9-12
9.08%



High School
42.27%



Some College
21.56%



Assoc Degree
8.3%



Bach Degree
8.58%



Grad Degree
6.53%



offer Associate's Degree or Certificate



offer Bachelor's Degree or Higher

Labor Force

Randolph County has a labor force of 11,725 people, with an unemployment rate of 4.1%.

11,725

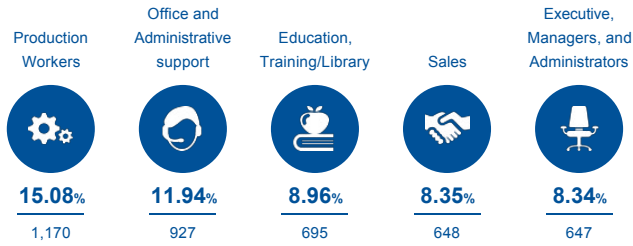
Labor Force

4.1%

Unemployment Rate

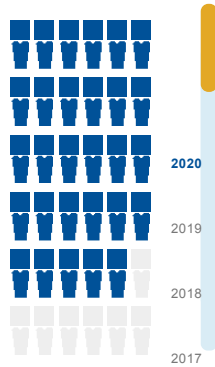
Talent

Where are the top jobs by occupation?

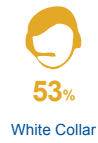


Total Employees

7,761



The work distribution of total employees in Randolph County is:



Total Establishments

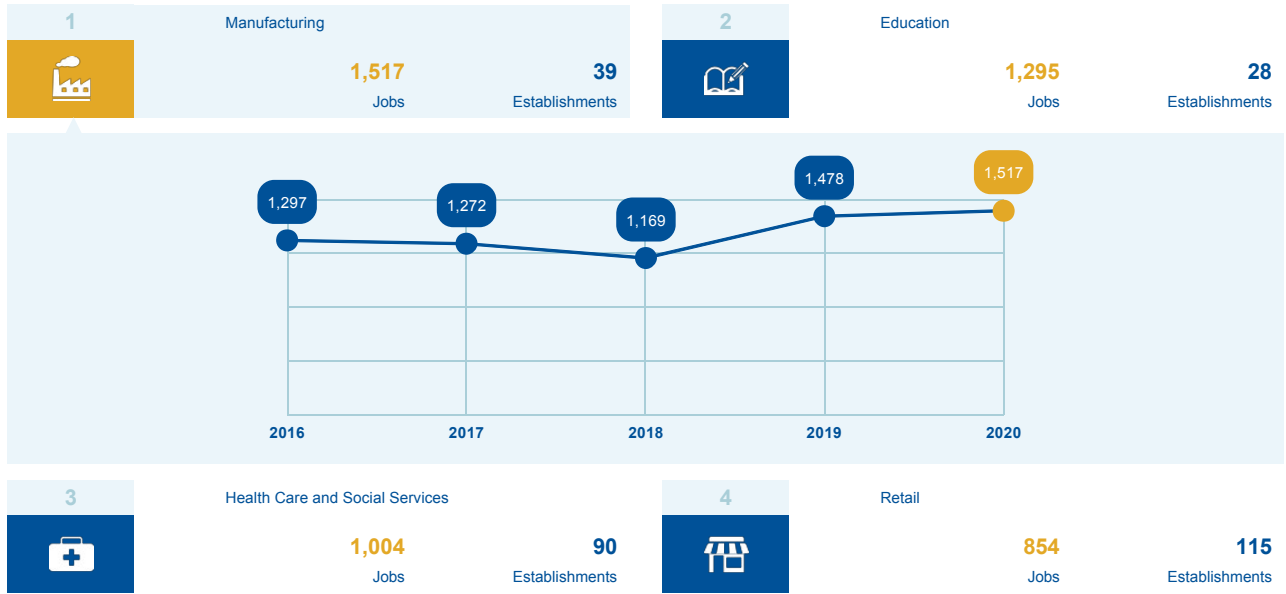
807



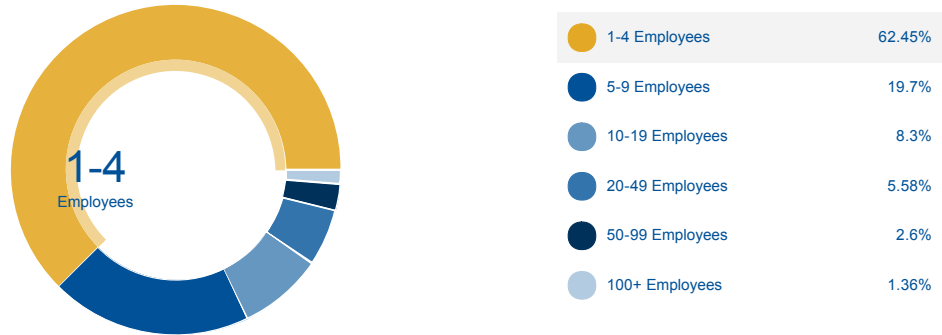
Businesses and Jobs

Randolph County has a total of 807 businesses. In 2019, the leading industries in Randolph County were Manufacturing, Education, Health Care and Social Services, and Retail.

What are the top industries by jobs?



How many employees do businesses in Randolph County have?



Income and Spending

Households in Randolph County earn a median yearly income of \$49,113. 28.29% of the households earn more than the national average each year. Household expenditures average \$51,391 per year. The majority of earnings get spent on Shelter, Transportation, Food and Beverages, Health Care, and Utilities.



\$49,113

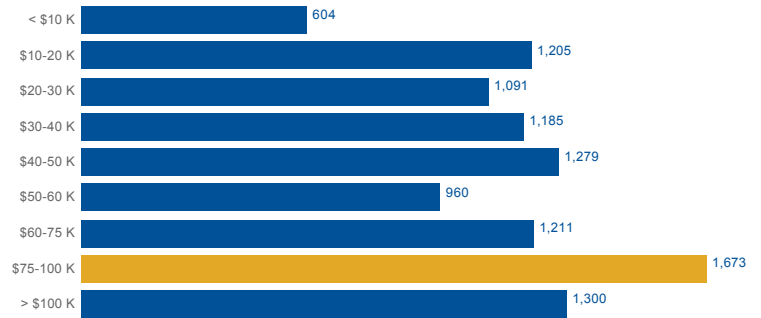
Median Household Income

0% more than the county

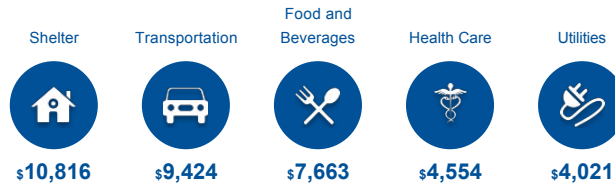
15% less than the state

23% less than the nation

Income Distribution



How do people spend most of their money?
PER HOUSEHOLD



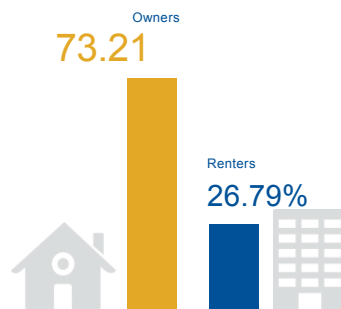
\$51,391

Median Household Expenditure

Housing

There are 173% more households who own their homes than there are renters.

Owners vs. Renters



Transportation

Residents spend an average of 23 minutes commuting to work. Randolph County is served by 51 airports within 50 miles. Rail can be accessed within the community. Interstates can be accessed 9 miles away.



23min

Commute Travel Time



1 + 51(+50 miles)

Airports in Community



9miles

Distance to Interstate



Freight Rail

In Community

Taxes



Top State Corporate Income Tax

6.5%

Top State Corporate Capital Gains Tax

6.5%

Top State Personal Income Tax

3.3%

Top State Personal Capital Gains Tax

3.4%

State Sales Tax

7%